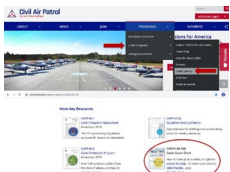





TRAINING LEADERS *of* **CADETS**
 BASIC COURSE
LESSON PLAN

1.3 Cadet Advancement Review

- VERSION:** October 2021 *please verify this is the latest version by visiting gocivilairpatrol.com/TLC*
- DURATION:** 15 minutes approximately, and subtopic times shown in margins below are also approximate
- INSTRUCTOR:** Course director or a master-rated cadet programs officer is suggested
- KEY QUESTION:** How does the cadet move through the Cadet Program?
- OBJECTIVES:**
1. Understand cadet promotion requirements
 2. Understand how to utilize the Cadet Super Chart
- SIMPLE OUTLINE:**
1. Welcome & Starter
 2. Exercise: Are They Promotion Ready?
 3. Final Thought
- CLASS ACTIVITIES:** Question & Answers session and an exercise about cadet promotions
- EQUIPMENT:** Access to Super Chart (paper or Wi-Fi)



Welcome & Starter

2 min

How do Cadets advance through the Cadet Program? You of course already watched a detailed video on this topic, so we won't reiterate all that information again. Instead, we are going to work on some practical exercise to make sure we understand this on the practical side.

Let's take a look at the super chart again. If you haven't brought a printed copy with you, then you'll want to open this on an electronic device for reference.

This can be accessed right from the Cadet Library Website *Go to the website and show the students where they can access this Visual Aid*

Does anyone have any lingering questions from the video portion of this lesson? Many may be answered as we move through the exercises.

Exercise: Are They Promotion Ready?

We have a few cadets here, let's examine each of their situations and decide:

- What grade are they currently
- What achievement they are working on
- What requirements they have left before they can be promoted


Right side of the room, start with Cadet Hasan

Center of the room, Start with Taylor

Left side of the room start with Nguyen

When you've completed that, move to the cadet on the right of them and keep going until you've done as many as you can.

Give the students about 5 minutes to work through the examples. They all don't have to get through each of them. When you are ready bring them back together and discuss their findings



Nguyen: C/Amn

Working on Achievement 2, C/A1C

- Needs 1 character activity
- Needs to complete a drill test for Achievement 2



Taylor: C/Capt

Eligible for Achievement 12 completion



- No promotion with this achievement
- Must do "everything" in Achievement 13 and 14 to earn C/Maj



Hasan: C/MSgt

Almost ready to complete Achievement 6 to be promoted to C/SMSgt

- Needs 4 more weeks time in grade
- Since this cadet is struggling with Leadership Expectations, this would be a good time to do her CAPF 60-92 for Phase II, so he has time to improve.



Final Thought

Any lingering questions about the Super Chart or promotion requirements?

